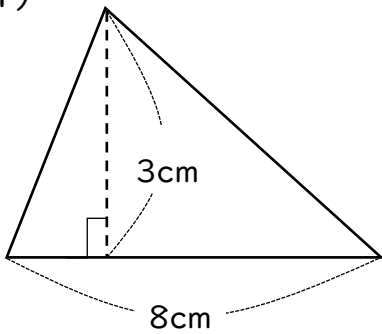


三角形の面積 = 底辺×高さ÷2

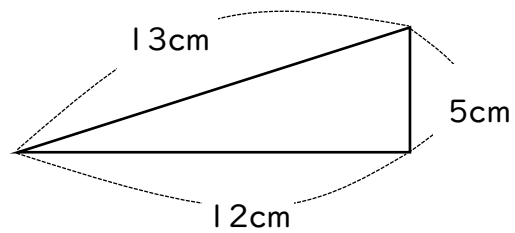
◆次の図で、□に当てはまる数を求めましょう。

(1)



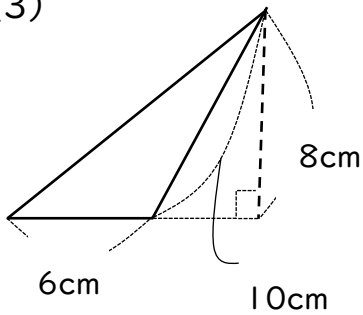
(**12cm²**)

(2) ※直角三角形



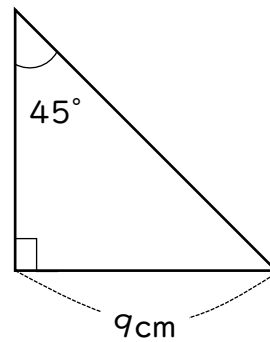
(**30cm²**)

(3)



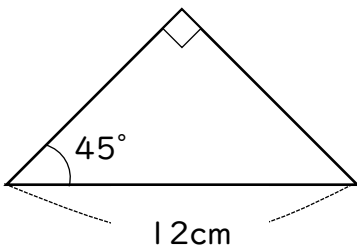
(**24cm²**)

(4)



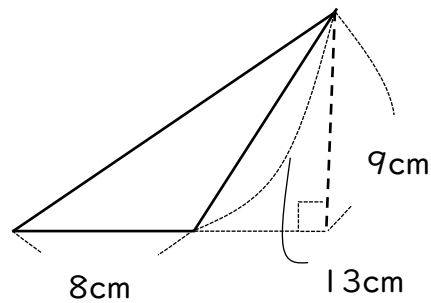
(**40.5cm²**)

(5)



(**36cm²**)

(6)



(**36cm²**)